

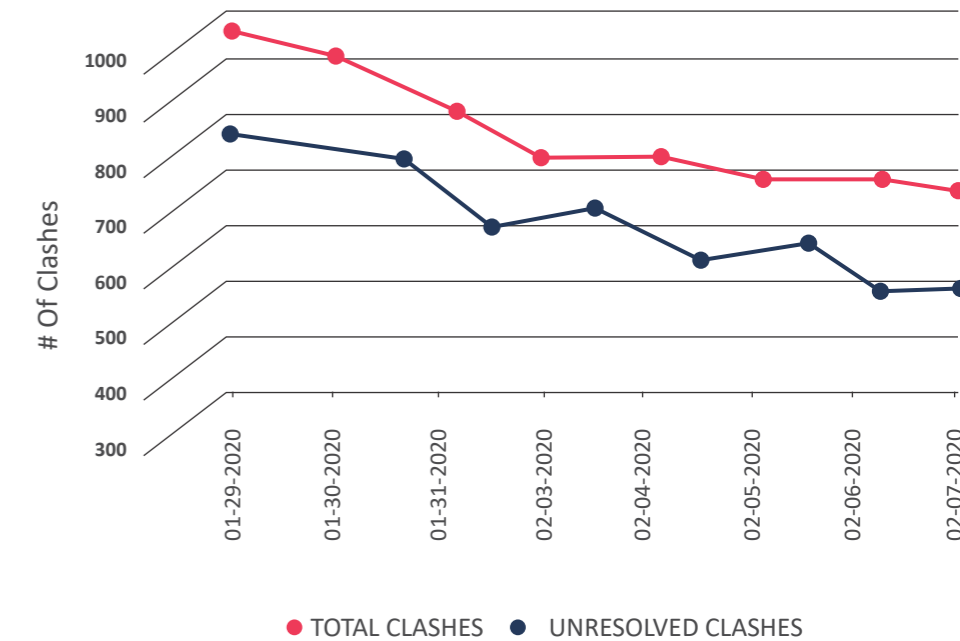
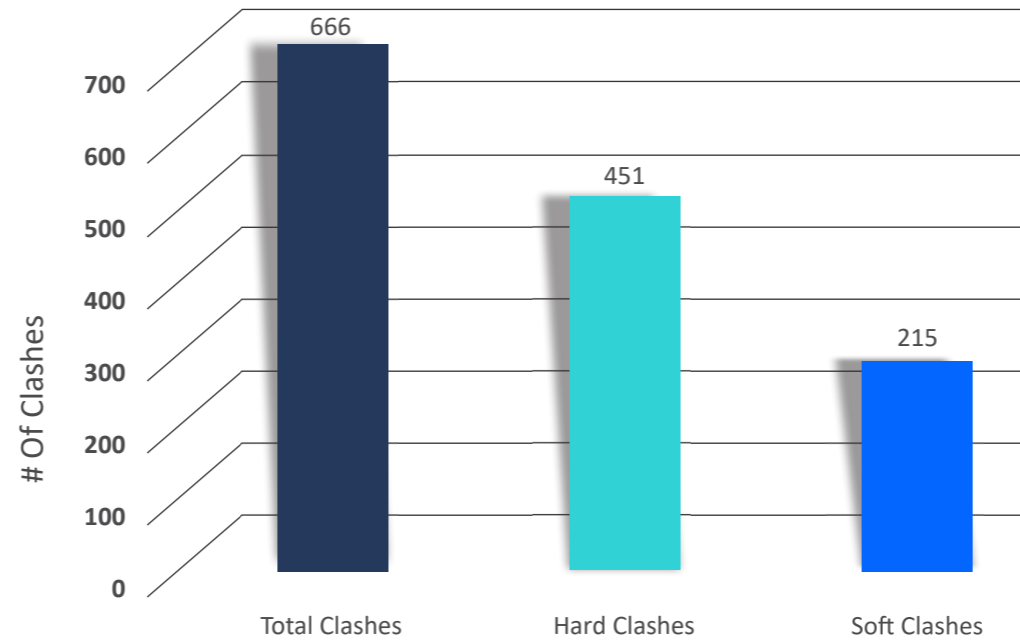


DESIGN COORDINATION DASHBOARD

for Gatekeeper Meeting



Particulars	Values
Clashes Identified to Resolved Ratio	
% Prefab Enabled	
Cost Estimate at Beginning & End of Coordination	
Change Orders	
Request for Information (RFI)	

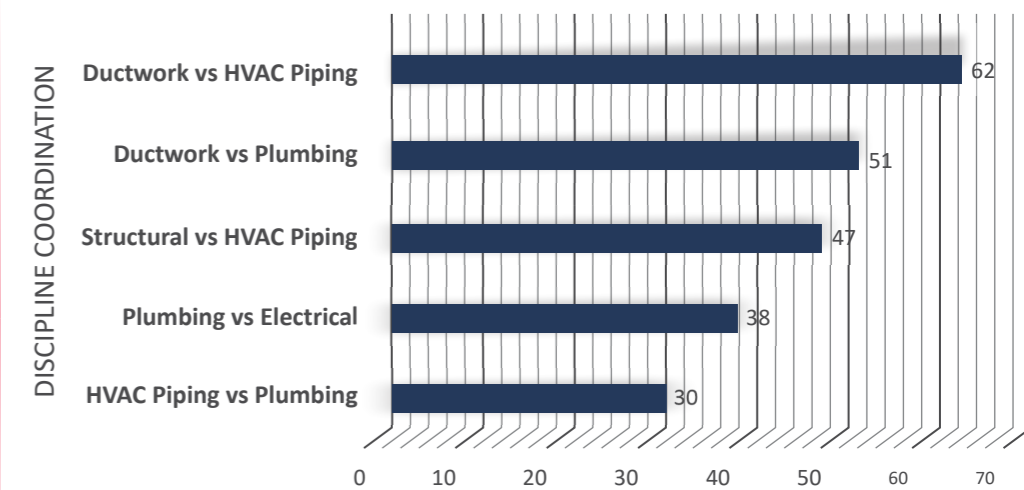


Performance Metrics to track **Design Coordination** process

Types Of Clashes

Disciplines	Clashes	New	Active	Resolved
Structural vs Ductwork	16	0	7	9
Structural vs HVAC Piping	47	0	6	41
Structural vs Plumbing	34	0	13	22
Structural vs Sprinkler	12	0	4	8
Structural vs Electrical	15	0	2	13
Structural vs Fire Alarm	1	0	0	0
Ductwork vs Ductwork	85	2	38	46
Ductwork vs HVAC Piping	172	2	28	143
Ductwork vs Plumbing	114	2	36	77
Ductwork vs Sprinkler	53	1	23	37
Ductwork vs Electrical	18	0	5	13
Ductwork vs Fire Alarm	1	0	0	0
HVAC Piping vs HVAC Piping	8	0	2	7
HVAC Piping vs Plumbing	11	0	2	9

Disciplines	Clashes	New	Active	Resolved
HVAC Piping vs Sprinkler	20	0	0	2
HVAC Piping vs Electrical	1	5	0	1
HVAC Piping vs Fire Alarm	0	0	0	0
Plumbing vs Plumbing	3	0	2	2
Plumbing vs Sprinkler	2	0	0	2
Plumbing vs Electrical	23	2	20	12
Plumbing vs Fire Alarm	0	0	0	0
Sprinkler vs Sprinkler	6	0	0	1
Sprinkler vs Electrical	4	0	0	0
Sprinkler vs Fire Alarm	1	0	0	0
Electrical vs Electrical	10	1	12	6
Electrical vs Fire Alarm	8	0	0	0
Fire Alarm vs Fire Alarm	1	0	0	0



Clash Report

Clash Report

Top 5 Disciplines By # Of Clashes